

# Avery Aquatic Center

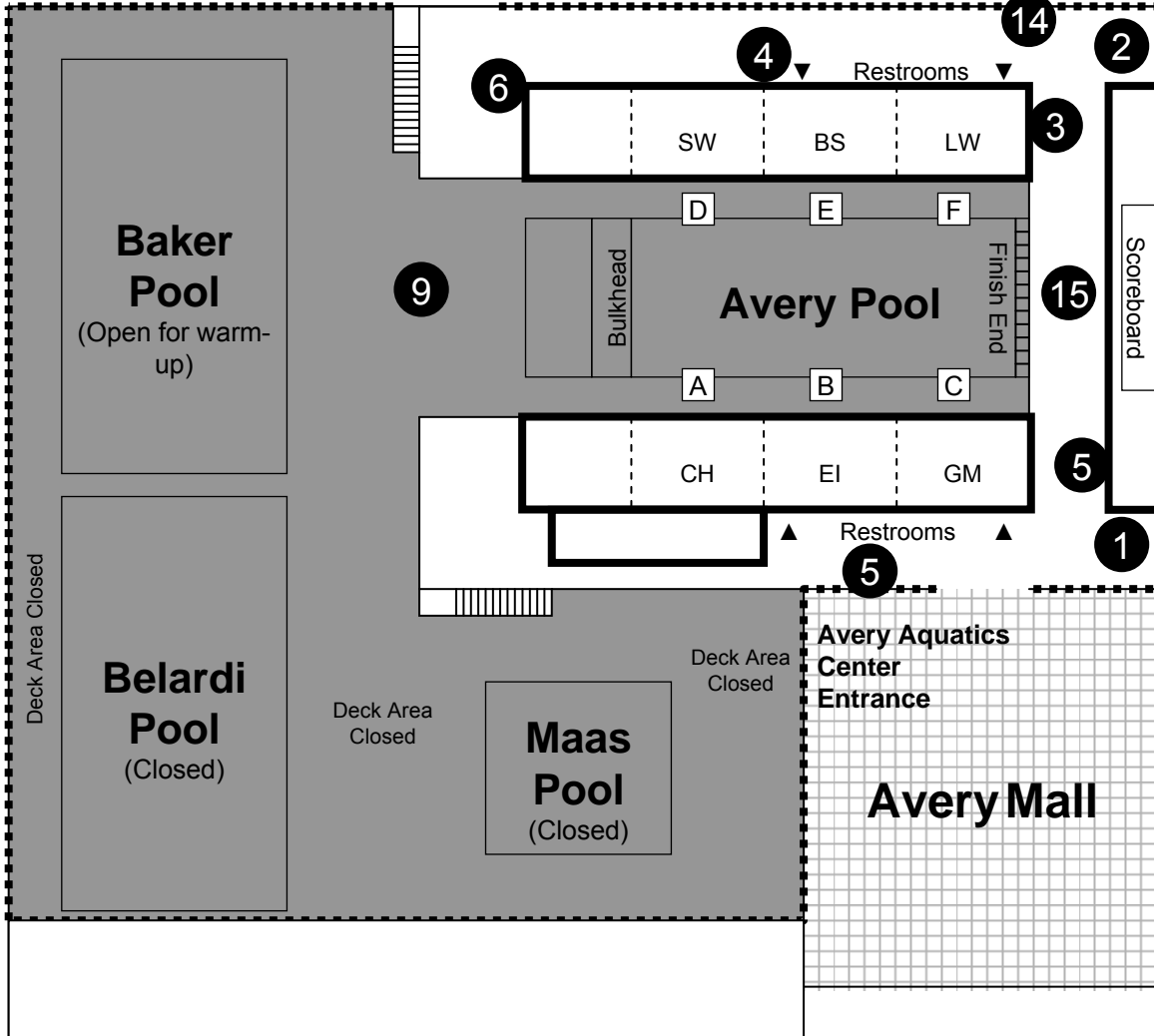
## Key:

- |                                 |                         |
|---------------------------------|-------------------------|
| 1 Programs/Info Desk            | 5 Vendors & Concessions |
| 2 Swimmer Check-in/Table Worker | 6 Clerk of Course Upper |
| 3 Results                       | 14 Volunteer Check-in   |
| 4 First Aid                     | 15 Finish End of Pool   |

To Maples Pavilion



Avery Aquatics Center Entrance



## Meetings

- |             |   |    |
|-------------|---|----|
| 7:00am      | Meet Coordinators   | 14 |
| 7:10am      | Volunteer Check-in  | 14 |
| 7:15am      | Warm-up Marshals meet   | 9  |
| 7:15-8:30am | Volunteers Check-in Pick up tags/passes   | 14 |
| 8:15am      | All Head volunteer Positions Pick up IDs to jobs                                    | 14 |
| 8:20am      | Stroke & Turn Judges / Referee / Meet Director / False Start Judges                 | E  |
| 8:20am      | All Runners (DQ, Event, Results, Label) meet Head Runner. No Starting block runners | F  |
| 8:20am      | Clerk of Course / Starting Block runners & workers                                  | 9  |
| 8:30am      | All Timers, Recorders meet Head timer   | 15 |
| 8:30am      | Head Referee & Head Coach   | C  |
| 8:30am      | 1 <sup>st</sup> and 2 <sup>nd</sup> half Marshals meet Head Marshal                 | D  |

Revised July 15, 2008

# Avery Aquatic Center

## Key:

- |                                 |                              |                       |
|---------------------------------|------------------------------|-----------------------|
| 1 Programs/Info Desk            | 5 Vendors & Concessions      | 15 Finish End of Pool |
| 2 Swimmer Check-in/Table Worker | 6 Clerk of Course Upper      |                       |
| 3 Results                       | 13 All Day Worker Lunch Area |                       |
| 4 First Aid                     | 14 Volunteer Check-in        |                       |

## Equipment Set-up

★ EZ-ups (12-14)

■ Tables

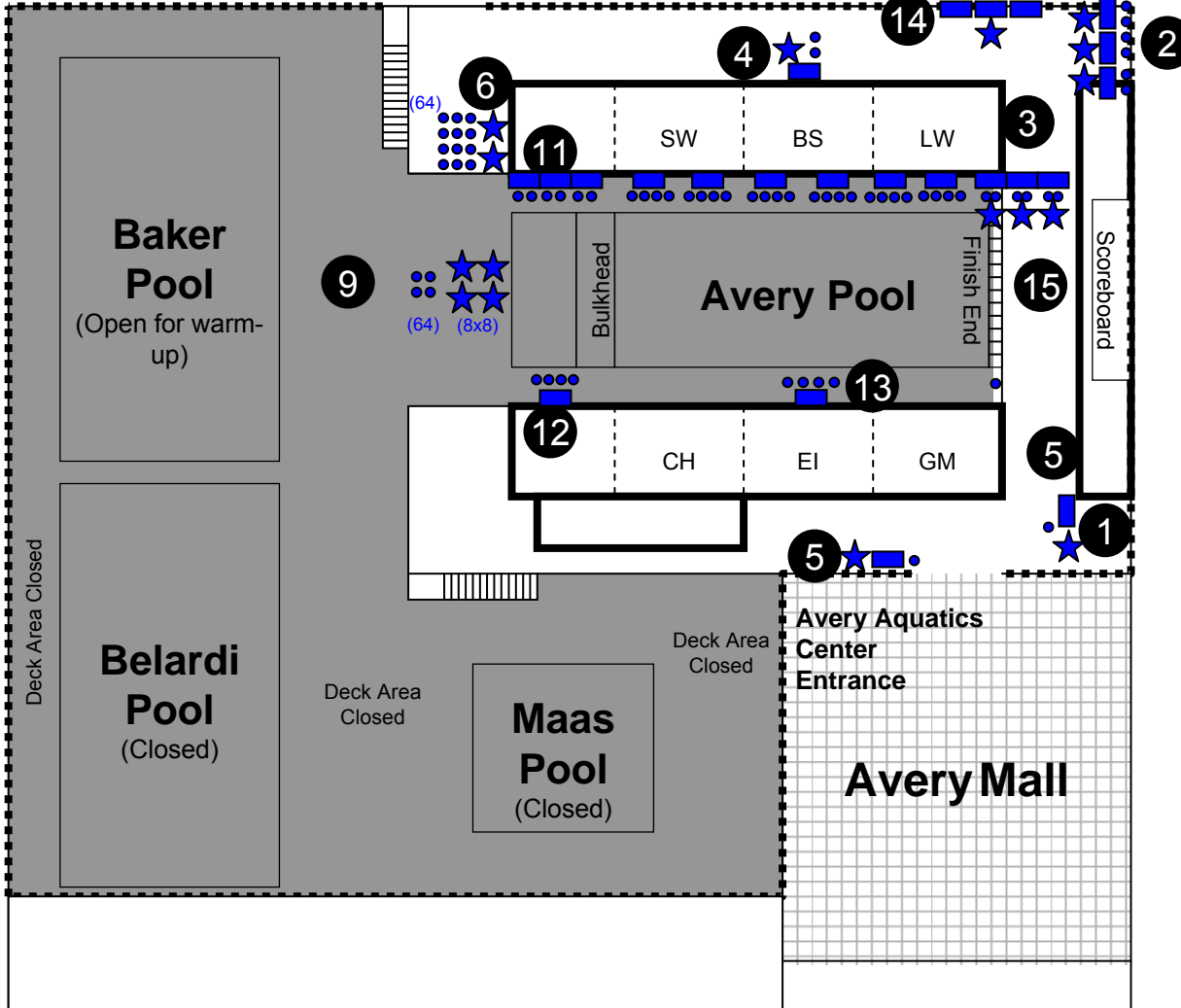
●● Chairs

These are approximate numbers. See equipment list for more detail. Map just gives guidance for object placement.

To Maples Pavilion

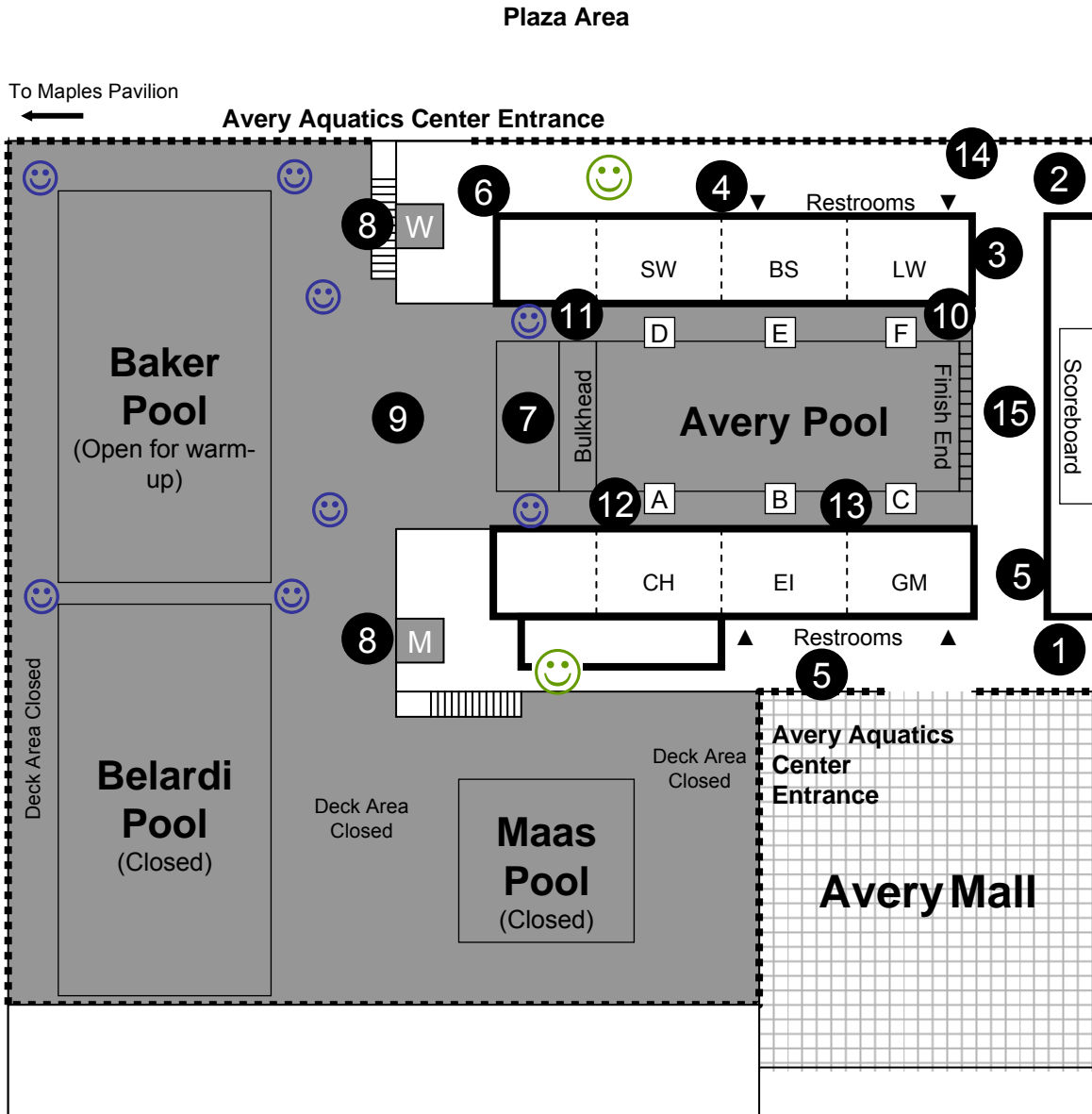


Avery Aquatics Center Entrance



# Avery Aquatic Center

# Map



1. Programs/Info Desk
  2. Swimmer Check-in/Table Worker
  3. Results
  4. First Aid
  5. Vendors & Concessions
  6. Clerk of Course (Upper)
  7. Warm-up Area (Ages 11+, After 9am)
  8. Locker-Rooms (at Pool Level)
  9. Clerk of the Course (Lower)
  10. Starting Table
  11. Computer Desk
  12. Hospitality
  13. All Day Worker Lunch Area
  14. Volunteer Check-in
  15. Finish End of Pool
- 😊 Deck Marshal (Lower)  
😊 Deck Marshal (Upper)